



FACT SHEET 2026

ever

BLOOMFIELD

DAINTREE & GREAT BARRIER REEF

WHERE THE RAINFOREST MEETS THE REEF

Ever Bloomfield is an intimate retreat where rainforest, river and reef meet. Fourteen bungalows and an open, light-filled heart of the property overlook the water, welcoming guests to gather, reflect and connect with their intimate surroundings. Every stay is shaped by care, culture and nature. Guided on land, sea and air, guests find clarity and connection while our team nurtures country, community and habitat through genuine partnerships and proven stewardship.



EMERGING 2026

EVER BLOOMFIELD

er *er*

EXPERIENCES



MEANINGFUL JOURNEYS FELT DEEPLY


Across Australia's wild and beautiful landscapes, Ever Bloomfield creates experiences that move beyond the expected. Every journey is shaped by genuine connection – to place, to people, and to the quiet moments that linger long after they've passed. Our experiences are not about spectacle, but about immersion, about slowing down, noticing more, and allowing nature to lead the way.

ever
BLOOMFIELD
DAINTREE & GREAT BARRIER REEF

GUIDED BY PEOPLE GROUNDED IN PLACE

At the heart of every Ever Bloomfield journey is an intuitive storyteller whose care and insight bring the landscape to life. Our approach to guiding is deeply personal, anchored in expertise, humility, and the belief that true connection happens through shared experience.

Whether walking a rainforest trail, tracking wildlife across open plains, or preparing food over an open fire, our guests are invited to participate, not just observe. Every experience is designed to foster perspective, belonging, and a lasting connection to the land and its people.



EXPERIENCES WITHOUT A FIXED SCRIPT

No two stays at Ever Bloomfield are the same. Experiences are curated in response to each guest's interests, mood and the conditions of the day, rather than following a fixed schedule. This allows the destination to guide the journey. Throughout the day and across the property, experiences unfold organically, inviting guests to take part as much or as little as they choose.

Moments may include fishing from the jetty, visits to a local vanilla bean plantation, guided beach foraging, coastal cruises offering a new perspective of the rainforest, or hikes through rainforest to secluded beaches for chef-prepared meals. Weather and timing may also shape pop-up reef or sand cay experiences, while evenings may include storytelling and shared moments with local Kuku Yalanji community members.

Our team builds authentic relationships with guests, welcoming them into the rhythm of Bloomfield so experiences feel personal, unforced and deeply memorable.

SIGNATURE EXPEDITIONS



A journey through two of the world's great living systems, where ancient rainforest and coral reef meet. Guided by those who know this place intimately, guests explore the Daintree's evolving ecology on foot, by sea and on wheels, with access to remote sand cays, freshwater streams and tropical landscapes.

Connection to Country is central to Bloomfield, with opportunities to engage with local Indigenous community members who share cultural knowledge and stories that reveal the deep relationship between people and place.

The expeditions outlined below are included as part of a stay at Ever Bloomfield. The expeditions are curated around guest interests and the rhythm of each stay, allowing our team to introduce the best of Bloomfield based on time, conditions and personal preference.

GREAT BARRIER REEF SEA SAFARI

Journey across the Coral Sea on a full-day exploration of Cedar Bay, East and West Hope Islands, and the vibrant Pickersgill Reef. Snorkel among coral gardens and marine life, guided by experts who bring the reef's living systems to life, with opportunities for wildlife spotting and reef fishing along the way. Travel by custom vessel and small watercraft, including paddleboards and hydrofoils, and enjoy a relaxed, chef-prepared lunch on board.


This is an encounter with one of the world's most extraordinary environments - alive, evolving, and deeply connected to the coastline beyond.

DAINTREE RAINFOREST & MOUNT LOUIS STATION ATV ADVENTURE

Traverse the terrain of a working cattle station on a guided side-by-side ATV journey. Move from dense rainforest to open savannah plains and through paperbark forests alive with birdlife. Along the way, learn about the rhythms of station life and the land that sustains it.



SIGNATURE EXPEDITIONS



DAINTREE RAINFOREST GUIDED HIKE

Walk beneath ancient canopies in the world's oldest living rainforest. Guided by those who know it intimately, discover how plants, wildlife, and culture intertwine across this remarkable ecosystem. Every step reveals another layer of connection between people and place.

BLOOMFIELD RIVER & WUJAL WUJAL BOAT JOURNEY

Cruise the Bloomfield River through mangrove forests and tropical waterways toward the cascading falls of Wujal Wujal. Along the way, keep an eye out for crocodiles. Meet members of the local community who share their stories, heritage, and connection to Country, offering a rare perspective on this sacred landscape.

BLOOMFIELD TRACK 4WD SAFARI

Follow one of Australia's most iconic coastal tracks from rainforest to reef. This guided 4WD adventure reveals hidden beaches, river crossings, and sweeping views across Cape Tribulation and the Daintree, showcasing the region's untamed beauty and diversity.

WUJAL WUJAL INDIGENOUS EXPERIENCE


A guided visit to the Wujal Wujal Community, hosted by local Elders and cultural custodians. The experience may include a smoking ceremony, time at a waterfall, a bush tucker walk and a visit to the art centre, alongside storytelling that offers insight into cultural knowledge, history and ongoing connection to Country.

FROM RAINFOREST TO TABLE

A guided walk through Wyalla Gardens, where tropical fruit orchards merge with surrounding rainforest. With a strong chance of cassowary sightings, the visit is accompanied by local storytelling and a relaxed morning tea. The journey continues at Bloomfield Vanilla, a working vanilla plantation, with insight into cultivation, pollination and production, followed by a chef-prepared lunch inspired by the region.

HIKE & BEACH FEAST

A guided rainforest hike through dense tropical terrain, leading to a secluded beach shaded by pandanus. The experience concludes with a chef-prepared lunch enjoyed on the shoreline, with the option of a boat return depending on conditions.





PRIVATE EXPEDITIONS

A selection of privately hosted expeditions are available at an additional cost, offering deeper access and a more personalised exploration of the region. These experiences are tailored to individual interests and arranged in consultation with our team.



HELI SAFARI - QUINKAN ROCK ART & REEF

Fly deep into country rich with ancient stories and living culture. Landing near Quinkan rock art site, listed by UNESCO as being among the top 10 rock art sites in the world. Meet with Traditional Owners who share the art's meaning and its enduring connection to their ancestors. A profound journey through 30,000 years of both time and place.

On your return journey, fly over the Great Barrier Reef and that in the impressive reef system from the air. Should time allow, land on a deserted sand cay for a swim and snorkel or picnic.

PRIVATE REEF SAFARI

A full-day, privately hosted marine experience exploring the Great Barrier Reef and surrounding islands. The day may include snorkeling, stand-up paddleboarding, fishing and wildlife spotting, with a chef-prepared lunch enjoyed on Hope Island. Experiences are shaped by conditions and guest interests.

HELICOPTER SAFARIS

Full-day tailored aerial adventures to remote locations including Roaring Meg Falls, sand cays, and Botanical Ark. Includes cultural guiding and optional chef-prepared meals.

PRIVATE RIVER & REEF FISHING EXPEDITIONS

Privately chartered fishing experiences are available with an experienced local skipper, tailored to guest interests and seasonal conditions. Options range from barramundi fishing in river and mangrove systems to full-day offshore expeditions targeting reef species. Each charter offers an informed, hands-on exploration of the region's diverse marine environments.

Blue water sport fishing charters also available for a full-day offshore fishing targeting pelagics.

DIVE INSTRUCTION

PADI-certified guides for training and escorted reef dives.

WELLNESS EXPERIENCES

In-room self-guided rituals and wellness therapies featuring La Gaia Unedited.



BLOOMFIELD

DAINTREE & GREAT BARRIER REEF

STAY

Accommodation at Ever Bloomfield is designed to blur the boundary between shelter and surroundings. Each room is immersed in lush tropical foliage and shaped by natural materials including local timbers, stone and a colour palette drawn from the rainforest itself. Layered with artwork and objects that reflect the people of the Daintree, the spaces create a deeply immersive sense of place - thoughtful, tactile and quietly connected to the landscape.

QUEENSLANDER \$5,400 PER/NIGHT, 2 GUESTS

Positioned higher across the site, four Queenslanders offer the most expansive outlooks and a heightened sense of privacy. Large outdoor decks extend the living space into the landscape, creating an elevated retreat defined by openness, light and quiet separation from the rest of the property.

CABINS \$4,900 PER/NIGHT, 2 GUESTS

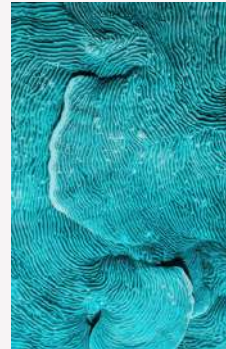


Designed as intimate, private retreats, Bloomfields's five Cabins sit within the heart of the guest quarter and offer a quiet sense of seclusion. Thoughtfully composed and intentionally simple in form, they enjoy water views and an outdoor deck, creating a calm and cocooned space to slow down and settle in.

SUITES \$4,900 PER/NIGHT, 2 GUESTS

The two free standing Suites, which are interconnected, are defined by space and ease, with expansive living areas that open onto a deck with garden surrounds. Their suite-style layout allows for relaxed, unhurried living, making them well suited to guests who value generous interiors and a strong connection to the property's gardens.

LODGE SUITE \$3,900 PER/NIGHT, 2 GUESTS

Connected to the main lodge, the Lodge Suite offers a private and convenient stay within easy reach of communal spaces. Thoughtfully designed and fully accessible, the suite features a small outdoor deck and a sense of quiet separation despite its central location with a separate living area for added space and comfort.



er

er

STAY

JALAN — QUEENSLANDER ROOM #4

JAH-lun (sea urchin)

SIZE

80m²

CAPACITY

2 guests



JUKARR — QUEENSLANDER ROOM #8

JOO-kah (white sand)

SIZE

62m²

CAPACITY

2 guests



er

er

STAY

MILI — QUEENSLANDER ROOM #9

MIH-lee (jelly fish)

SIZE

58m²

CAPACITY

2 guests



KIRBAJI — QUEENSLANDER ROOM #10

kir-BAH-jee (dugong)

SIZE

62m²

CAPACITY

2 guests



er

er

STAY



KANGKIJI — SUITE ROOM #2

KANG-kee-jee (Traditional Owner Surname)

SIZE

76m²

CAPACITY

3 guests

KIJA — SUITE ROOM #3

KEE-jah (moon)

SIZE

76m²

CAPACITY

3 guests

er

er

STAY

WAWIRRA — CABIN ROOM #1

wah-WEER-uh (Traditional Owner Surname)

SIZE

61m²

CAPACITY

3 guests



YAWU — CABIN ROOM #6

YAH-woo (stingray)

SIZE

45m²

CAPACITY

2 guests



KIJU — CABIN ROOM #7

KEE-joo (crab)

SIZE

47m²

CAPACITY

2 guests



er

er

STAY

MARUBU — CABIN ROOM #11

mah-ROO-boo (oyster)

SIZE

47m²

CAPACITY

2 guests



KAJARRBI — CABIN ROOM #12

kah-JAR-bee (clamshell)

SIZE

46m²

CAPACITY

2 guests



er

er

STAY



MUYARR — LODGE SUITE ROOM #13

moo-YAR (wind)

SIZE

57m²

CAPACITY

3 guests

ADDITIONAL INFO

Accessible room

DALKAN — LODGE ROOM #14

DAL-kun (black palm)

SIZE

36m²


CAPACITY

2 guests

ADDITIONAL INFO

Accessible room

BOTANICAL STEWARDSHIP




ALAN CARLE

Alan Carle is the founder of The Botanical Ark, a privately developed ethnobotanical garden established more than 35 years ago and dedicated to the relationship between plants, people and biodiversity. Working alongside his wife Susan, Alan has spent decades cultivating and protecting plant species used by indigenous rainforest cultures for food, medicine and everyday life. His work is grounded in long-term stewardship, regeneration and practical land management.

With nearly four decades of experience, Alan has worked across tropical regions of Africa, Asia, the Americas and Australia, leading projects from concept through to implementation. He is the founder and past President of the Rare Fruit Council of Australia and a former President of the Heliconia Society International, with international recognition for his approach to ecologically responsible landscape design.

LANDSCAPE & REVEGITATION

At Ever Bloomfield, Alan is leading the landscape design and revegetation across the property, building on an established garden that transitions into the surrounding Daintree Rainforest. More than 10,000 plants, each propagated by Alan, are being introduced, with a focus on rare and culturally significant species native to the region. A new creek and waterfall system flows from the central facility through the gardens, alongside a productive forage garden that supports the culinary experience. The landscape is designed to evolve over time, strengthening Bloomfield's connection to place.



ever
BLOOMFIELD

DAINTREE & GREAT BARRIER REEF

ever

ever

CULINARY PHILOSOPHY

FROM GARDEN, COAST & RAINFOREST

Dining at Ever Bloomfield is guided by generosity, simplicity and a strong connection to place. Open kitchens invite a sense of participation and shared experience, where meals feel relaxed, abundant and quietly celebratory. The culinary approach is grounded in regional produce, with a focus on seasonal ingredients, fresh local seafood, often caught by guests, and lesser-known rainforest fruits and vegetables that reflect the diversity of the surrounding landscape.

Meals unfold both on site and beyond, from communal tables to beachside picnics and rainforest dining. At every turn, guests are invited to explore new flavours in a way that feels nourishing and cared for - thoughtful, unhurried and deeply connected to Bloomfield.



ever

BLOOMFIELD

DAINTREE & GREAT BARRIER REEF

TEAM PROFILES



PATRICK BARRIE

GENERAL MANAGER

With nearly 15 years in luxury hospitality at properties including qualia, Saffire Freycinet, and Longitude 131°, Patrick Barrie brings both expertise and genuine care to Ever Bloomfield. His leadership philosophy is simple: take care of the team, take care of the guests.

Pat is passionate about mentoring the next generation of hoteliers, focusing on growth through listening, coaching, and respect. Equally comfortable at a Michelin-star restaurant or watching local footy with a canned beer, he's a dotting husband, "cool" dad, and self-proclaimed tiramisu enthusiast who finds people, culture, and history endlessly fascinating.

MICHAEL ELMES

ASSISTANT MANAGER

New Zealand-born Michael Elmes brings a passion for authentic experiences and cultural connection to Ever Bloomfield. With adventures spanning from Canadian slopes to the Great Barrier Reef, he understands what travellers seek: genuine local connections and unforgettable memories.

Michael focuses on building strong team culture and personally welcoming guests. He believes that when staff are engaged and happy, it transforms the guest experience—creating moments that stay with travelers long after they leave.



ever
BLOOMFIELD

DAINTREE & GREAT BARRIER REEF

ever

TEAM PROFILES

ISAAC BENGTSSON

FIELD EXPERIENCE MANAGER

With adventures spanning from Australia to Canada, Thailand to Chile, Isaac Bengtsson brings a philosophy of pushing limits and forging unforgettable experiences to Ever. Equally at home in remote wilderness as he is connecting with people, Isaac focuses on creating life-changing moments through meticulous attention to detail—caring for the land, supporting his team, and anticipating guest needs before they arise.



ALEXANDRA GRECO

GUEST EXPERIENCE DESIGNER

A tourism and wine industry professional with more than 17 years' experience, Alex is dedicated to curating unforgettable journeys. Highly organised and passionate about promoting unique destinations, she takes pride in planning seamless, memorable experiences for every guest.

ever
BLOOMFIELD

DAINTREE & GREAT BARRIER REEF

PRACTICAL INFORMATION

LOCATION

Ever Bloomfield is located on the Tropical North Queensland Coast where the ancient Daintree Rainforest meets the Great Barrier Reef.

GETTING TO BLOOMFIELD

There is no road access to Ever Bloomfield. Guests will be met by our team at Mount Louis Station airstrip and transferred by vehicle to Port Bloomfield wharf or at Port Bloomfield wharf, from where they will take a short boat ride to the lodge.

BY AIR

All major Australian airlines offer daily flights to Cairns.

We will be offering a scheduled round trip service every Tuesday and Friday from Cairns to Mount Louis Station, a short 10-minute drive to Port Bloomfield wharf.

We can also arrange private charters (fixed wing and helicopters) from Cairns to Mount Louis Station and return.

On arrival at Cairns Airport, you will be met and transferred to General Aviation where you can enjoy our lounge until your flight departure.

BY ROAD

Ever Bloomfield is a 3.5 hour drive from Cairns, approximately 110 miles (178 kilometers).

Cars can be securely stored at Mount Louis Station.

OPERATING SEASON

Ever Bloomfield has a seasonal closure between 01 February to 15 March yearly.

WHAT TO BRING

Reflecting the adventurous nature of Tropical North Queensland, dress is relaxed at Ever Bloomfield. Solid walking shoes, comfortable clothes suitable for a tropical environment and sun protection are recommended. A detailed packing guide will be shared with guests ahead of their stay.

COMMUNICATION

Complimentary wireless internet is available throughout the property. There is limited cellular coverage at Ever Bloomfield and the surrounding region. The Telstra network provides the best cellular coverage.

No cash will be accepted at the lodge - all credit card fees will be waived.



PRACTICAL INFORMATION

SEASONALITY

	Average Daytime Temperature	Average Overnight Temperature	Average Water Temperature
Spring (September - November)	78–86°F (26–30°C)	66–74°F (19–23°C)	79–84°F (26–29°C)
Summer (December - February)	86–92°F (30–33°C)	75–79°F (24–26°C)	83–88°F (28–31°C)
Fall/Autumn (March - May)	84–88°F (29–31°C)	73–76°F (23–24°C)	81–85°F (27–29°C)
Winter (June - August)	75–82°F (24–28°C)	61–68°F (16–20°C)	75–80°F (24–27°C)

RAIN FALL AND HUMIDITY

— Wet Season (December – April): Most of the annual rainfall falls in these months due to tropical monsoon influences, with February often among the wettest.

— Dry Season (May - November): Markedly drier with far fewer rain days.

Humidity mirrors the rainfall pattern, with higher humidity in the wet season and lower, more comfortable humidity in the dry season.



ever
BLOOMFIELD

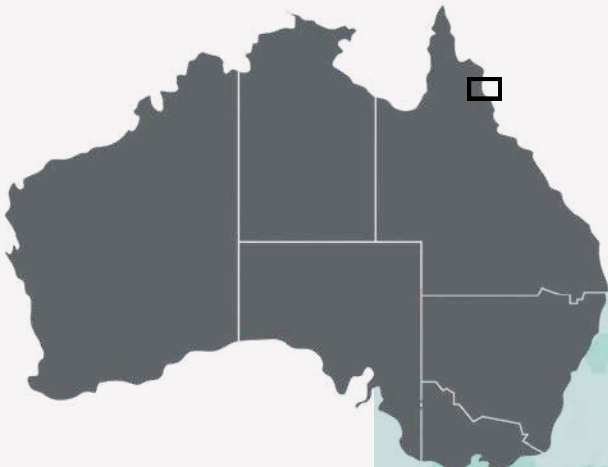
DAINTREE & GREAT BARRIER REEF

ever

ever

MAPS

AUSTRALIA/BLOOMFIELD



ever

BLOOMFIELD

DAINTREE & GREAT BARRIER REEF

ever

BLOOMFIELD

DAINTREE & GREAT BARRIER REEF

WEARY BAY, BLOOMFIELD QUEENSLAND 4895
RESERVATIONS@EVER.AU
+61 1 300 868 682
WWW.EVER.AU

At Ever, we begin by listening. We acknowledge the Traditional Custodians of the lands and waters that hold us, and we pay respect to Elders past and present. At Ever Bloomfield, we acknowledge the Kujul Kujul people as the Traditional Custodians of this Country and recognise their enduring connection to land, sea, sky, and community. As guests here, we commit to walking gently, learning with humility, and caring for place and people through the way we host and share time on Country.